



STATEMENT OF CASH FLOWS
For the Quarter Ended December, 2013

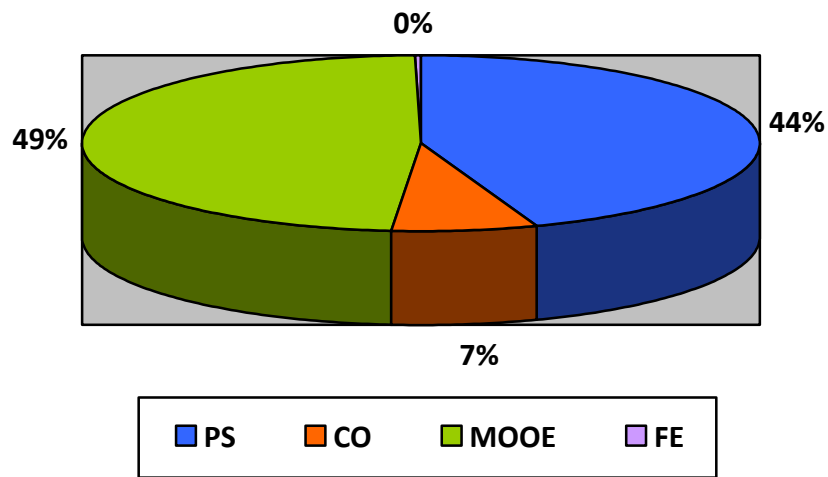
							2013
CASH FLOWS FROM OPERATING ACTIVITIES							
Total Comprehensive Income						P	179,824,985.66
Adjustment for:							
Provided by Operating Activities						P	(177,371,094.22)
Depreciation and Amortization							
Adjustments to Reconcile Net Surplus to Net Cash						P	2,453,891.44
Operating Income before Working Capital Changes							
Changes in Assets and Liabilities							
(Increase) Decrease in Assets:							
Loans Receivables							-
ACL Receivables							
Investment in Treasury Bills							
Increase (Decrease) in Liabilities							
Trade and Other Payables							(7,214,014.80)
Insurance Policy and Contracts							
Net Cash Provided by (Used in) Operating Activities						P	(4,760,123.36)
CASH FLOWS FROM INVESTING ACTIVITIES							
Acquisition of Property and Equipment							(1,313,033.88)
Net Cash Provided by (Used in) Investing Activities						P	(1,313,033.88)
NET INCREASE/(DECREASE) IN CASH						P	(6,073,157.24)
CASH, SEPTEMBER 30, 2013						P	380,295,642.11
CASH, DECEMBER 31, 2013						P	374,222,484.87



Republic of the Philippines
City of Bago

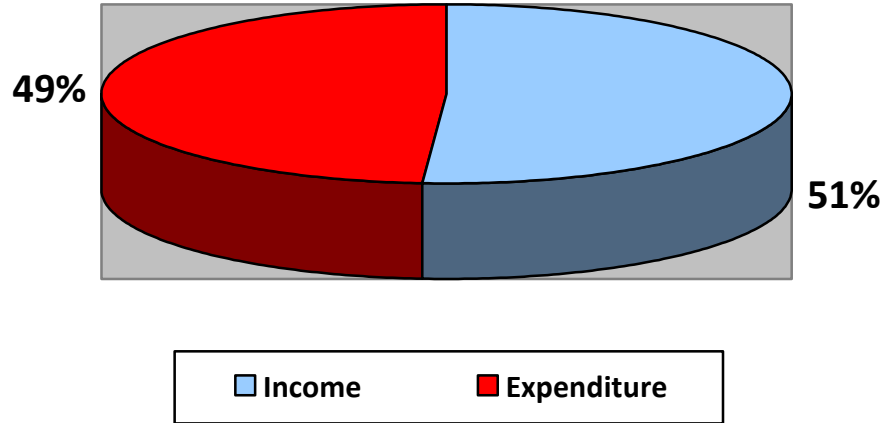
OFFICE OF THE CITY ACCOUNTANT

EXPENDITURES BY EXPENSE CLASS
For the period January 1 to December 31, 2013



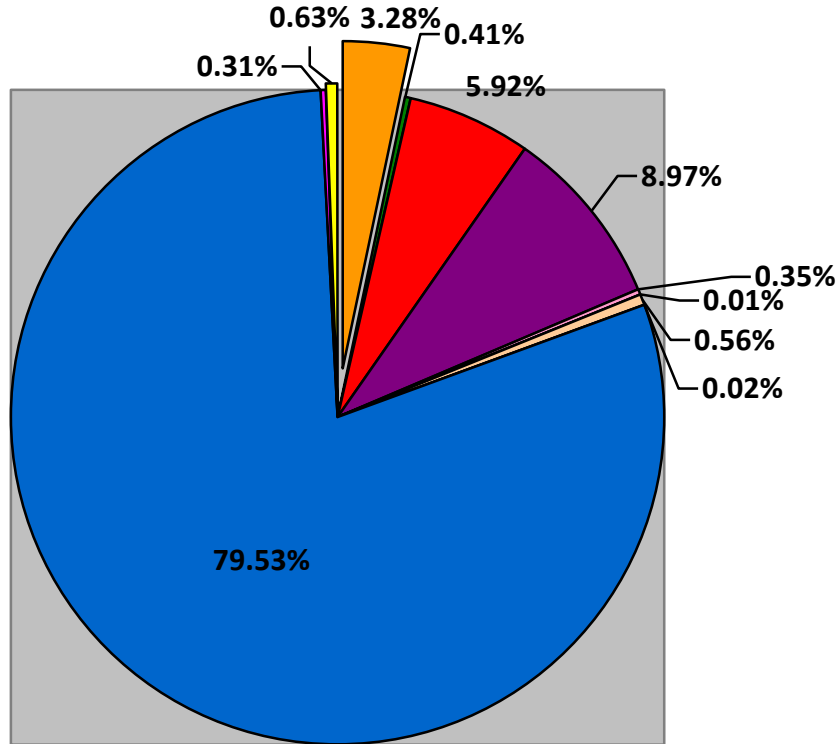
Expenditure Classification	Amount
Personal Services (PS)	261,774,248.72
Capital Outlay	41,008,628.63
Maintenance and Other Operating Expenses (MOOE)	285,896,505.07
Financial Expenses	1,343,643.96
	590,023,026.38

INCOME VS. EXPENDITURES
For the period January 1 to December 31, 2013



Classification	Amount
Income	573,956,959.97
Expenditures	549,014,397.75

INCOME BY SOURCE
For the period January 1 to December 31, 2013



Income Classification	Amount
Local Taxes (LT)	18,848,308.20
Service Income (SI)	2,341,174.64
Real Property Tax (RPT)	33,975,685.57
Income from Economic Enterprise (IEE)	51,464,198.10
Income from Grants and Donations (IGD)	2,032,390.00
Other Fines and Penalties (OFF)	84,599.40
Interest Income (II)	3,214,240.64
Miscellaneous Income (MI)	131,627.20
Internal Revenue Allotment (IRA)	456,450,076.00
Share from National Wealth (SNW)	1,778,144.01
Permit and Licenses (PL)	3,636,516.21
	573,956,959.97