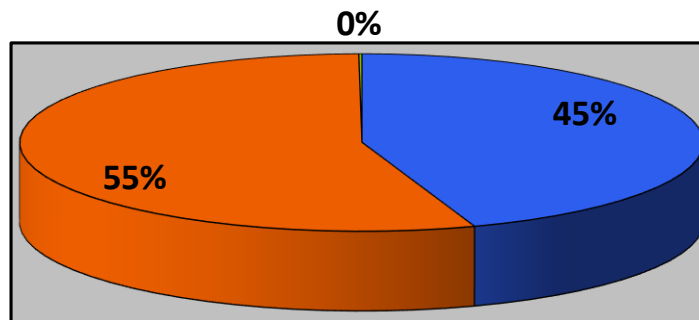




Republic of the Philippines
City of Bago
OFFICE OF THE CITY ACCOUNTANT

EXPENDITURES BY EXPENSE CLASS
For the period January 1 to December 31, 2018

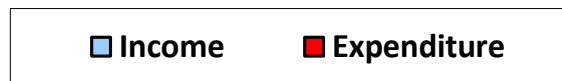
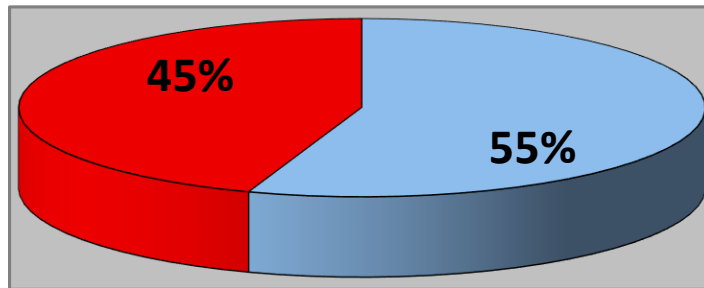


Expenditure Classification	Amount
Personal Services (PS)	340,790,315.11
Maintenance and Other Operating Expenses (MOOE)	420,791,195.42
Financial Expenses	1,137,789.52
	762,719,300.05



Republic of the Philippines
City of Bago
OFFICE OF THE CITY ACCOUNTANT

INCOME VS. EXPENDITURES
For the period January 1 to December 31, 2018



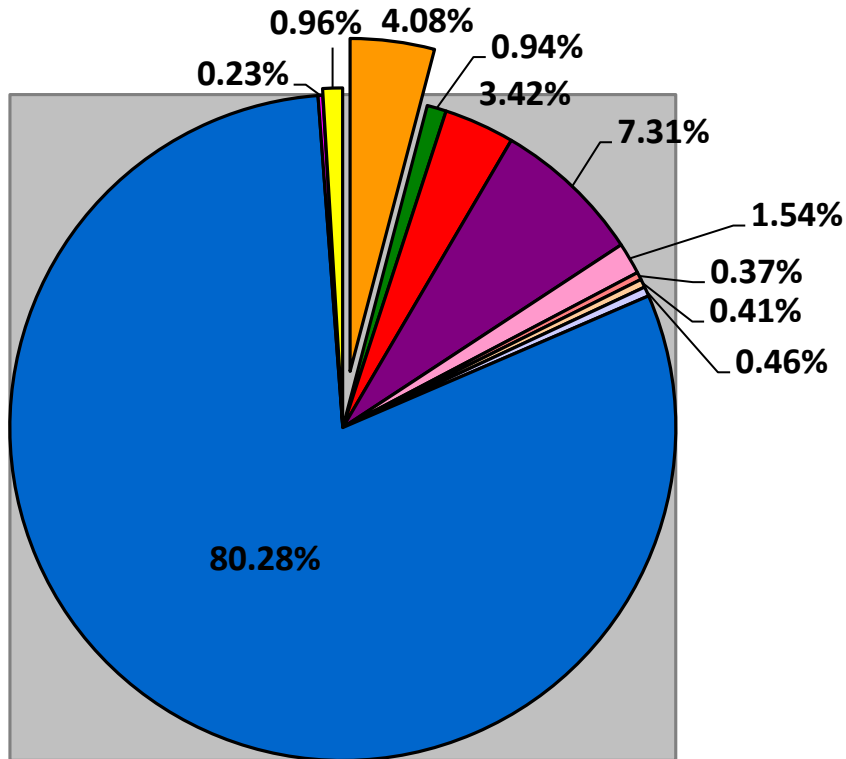
Classification	Amount
Income	944,928,862.62
Expenditures	762,719,300.05



Republic of the Philippines
City of Bago

OFFICE OF THE CITY ACCOUNTANT

INCOME BY SOURCE
For the period January 1 to December 31, 2018



Income Classification	Amount
Local Taxes (LT)	38,584,106.49
Service Income (SI)	8,861,952.97
Real Property Tax (RPT)	32,333,046.55
Business Income (BI)	69,091,904.90
Income from Grants and Donations (IGD)	14,547,335.13
Other Fines and Penalties (OFPP)	3,488,787.18
Interest Income (II)	3,829,291.18
Miscellaneous Income (MI)	4,353,608.38
Share from Internal Revenue Collections – (IRA)	758,609,130.00
Share from National Wealth (SNW)	2,152,620.00
Permit Fees	9,077,079.84
	944,928,862.62

